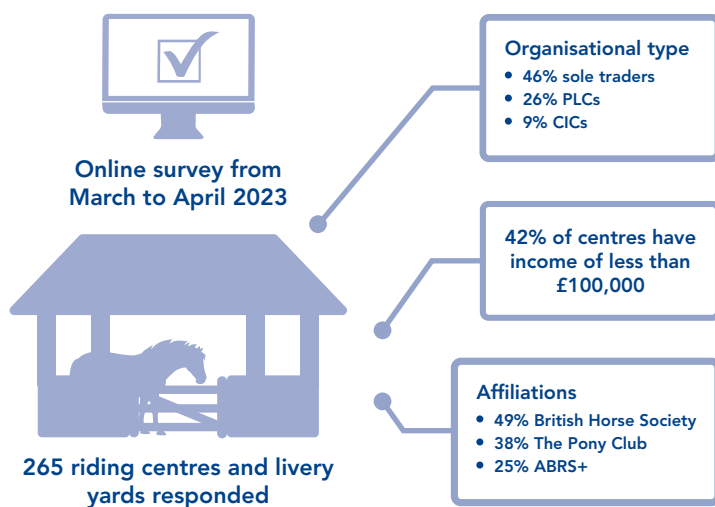


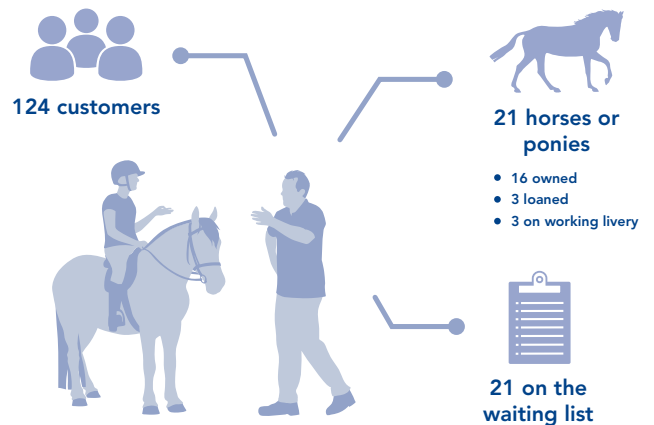
Health of Riding Centres Survey results

In the second phase of our research into the health of riding establishments in the UK, we held an online survey from March to April 2022 to gain an understanding on how the sector has changed in the 12 months since our previous investigation. This is a snapshot of the results.

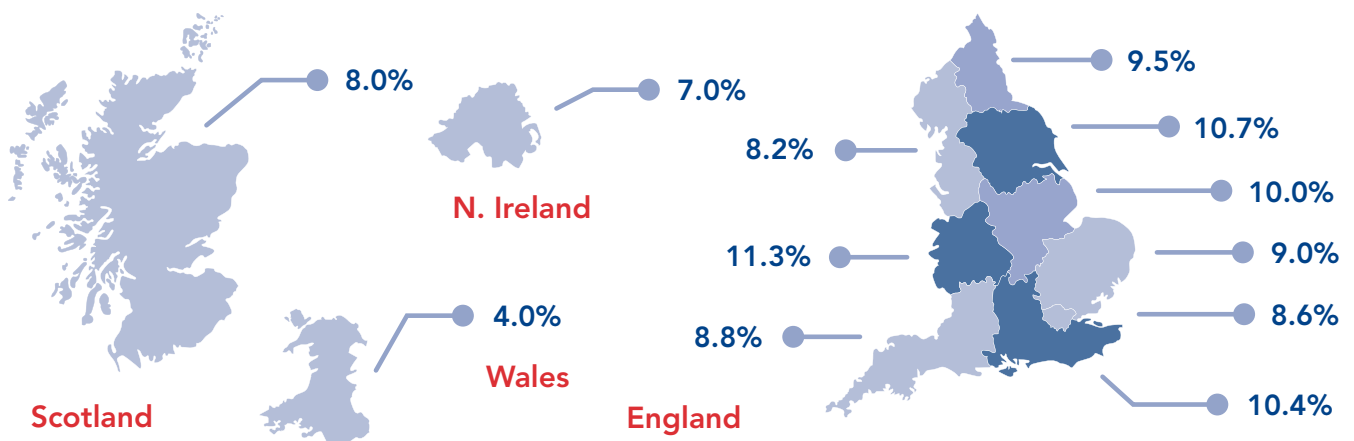
Setting the scene



A typical week includes...




Where were the centres located?



The findings

What audiences are most commonly delivered to?



What are the headlines?

75%

is the operational capacity of an average centre

54%

of centres operate a waiting list

73%

of centres experience capacity issues that prevent delivery

72%

express a desire to further increase their capacity

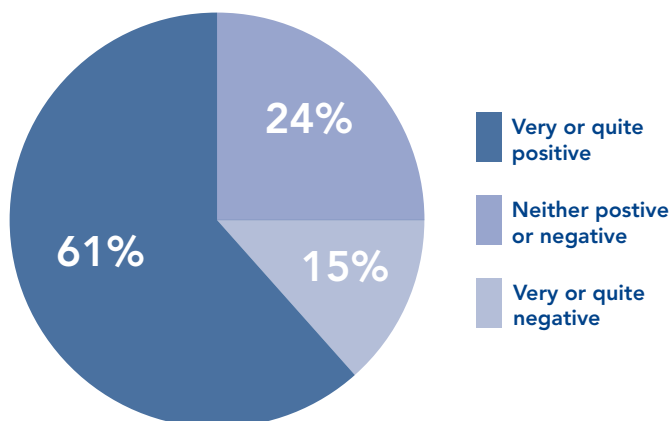
55%

say the cost-of-living crisis has increased capacity issues

55%

have enough paid staff, while 53% have sufficient volunteers

What's the outlook for the future?



In what areas are centres looking for support?

- Fundraising
- Business growth and development
- Financial stability
- Facilities maintenance
- Marketing
- Staff management